

4.2.5 Honduras

4.2.5.1 Demographics

Household or micro-producer chicken farms are the most common poultry farm in Honduras with 99.95% or 594,282 of the total 594,551 poultry farms. The remaining 0.05% or 269 poultry farms were commercial chicken farms (see Figure 53). The average household chicken farm in Honduras had 52 chickens, while the average commercial chicken operation contained an average 61,969 chickens.

Poultry production and consumption in Honduras is increasing. Poultry production reached 212,596 metric tons in 2019 and has increased 58% since 2010. Poultry consumption reached 227,998 metric tons in 2019 and has increased 58% since 2010 (Figure 54).

In 2020, stocks of chicken in Honduras totaled 47.6 million head (see Table 10). Since 2010, chicken stocks in Honduras have increased 10%. Poultry slaughter totaled 99.4 million head and were comprised of chickens only. Chicken slaughter increased 34% compared to 2010. Total chicken production amounted to 194,000 metric tons. Since 2010, chicken production increased 44%.

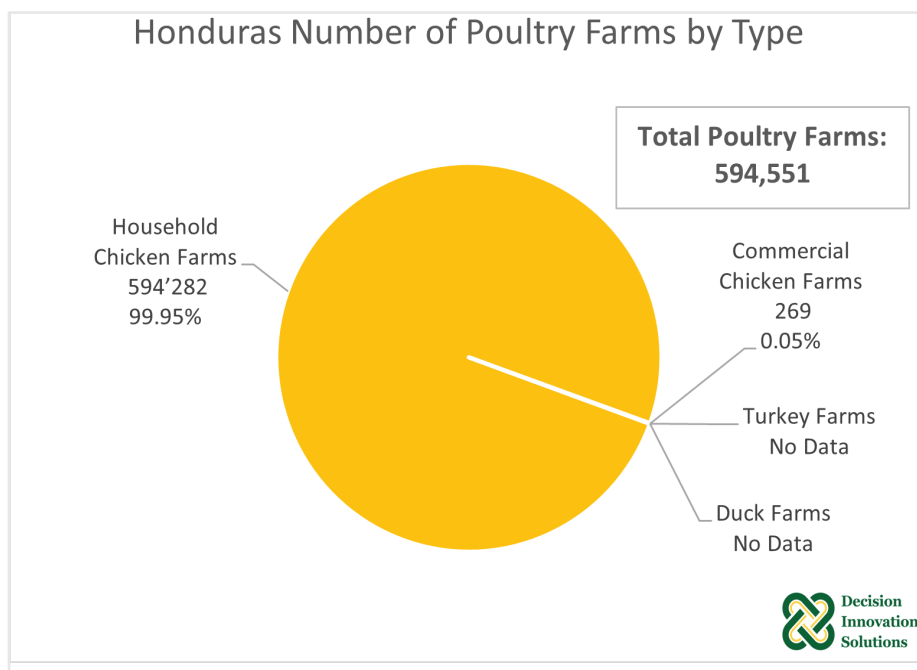


Figure 53. Honduras number of poultry farms

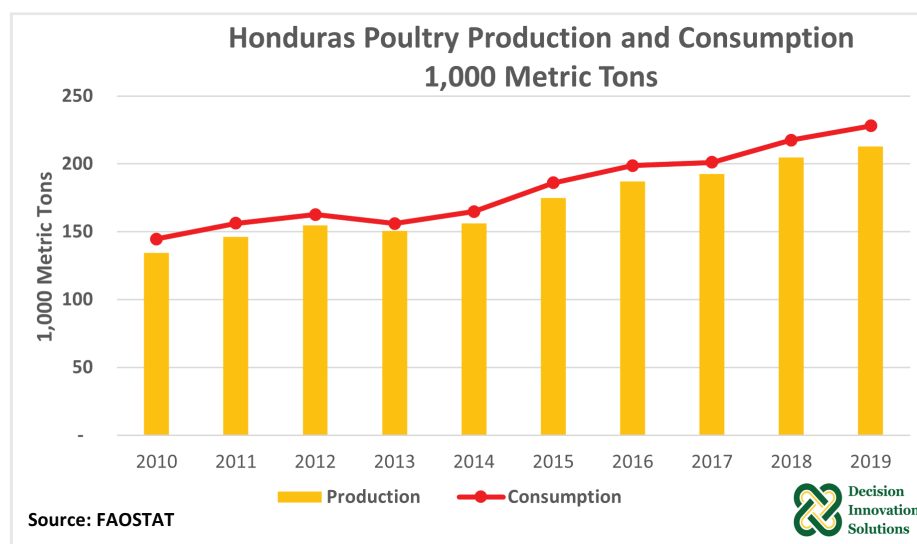


Figure 54. Honduras poultry production & consumption

HONDURAS POULTRY STOCKS, SLAUGHTER, AND PRODUCTION				
1,000 head	Chickens	Ducks	Turkeys	Total
Stocks	47'601	-	-	47'601
Producing Animals/Slaughtered	99'365	-	-	99'365
Production (1,000 MT)	194	-	-	194

Sources: FAO, 2020

Table 10. Honduras poultry stocks, slaughter & production

4.2.5.2 GDP and Value of Production

The GDP in Honduras was valued at \$23.8 billion in 2020. Approximately, 13% of GDP was derived from the agricultural production sector. Crop production was 9% or \$2.2 billion. Red meat production was the third largest in the sector with 1% or \$230.7 million of the total. Other livestock products account for about 2% of GDP being valued at \$336 million. About 1% of the total GDP was contributed by the production of chicken with a value of \$303.6 million. Data was not available for duck or turkey production in Honduras (Figure 55).

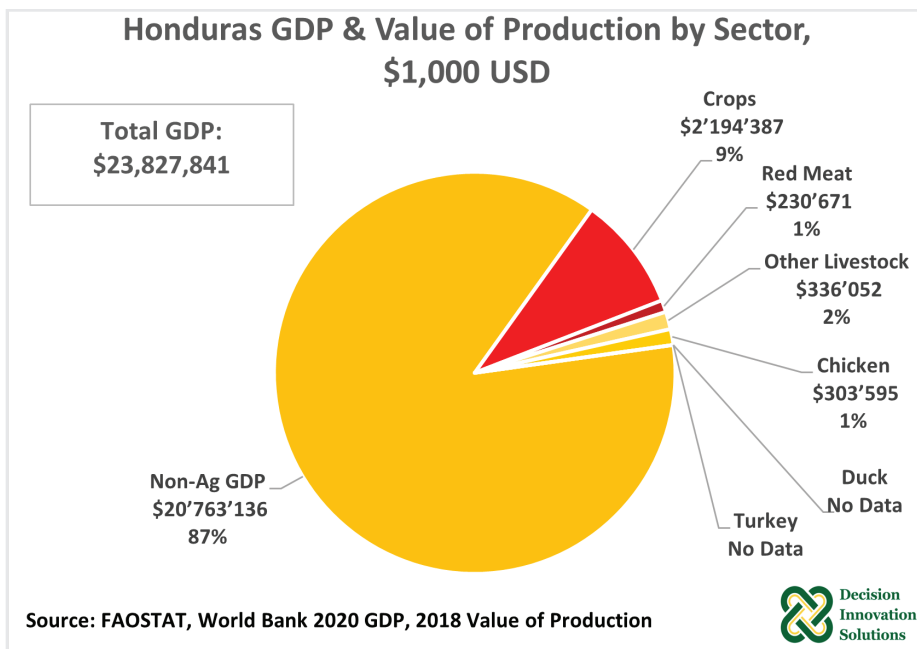


Figure 55. Honduras GDP & value of production by sector

The combined (direct and indirect) effects of agricultural production in Honduras are estimated to be \$4.5 billion. Of this amount, \$657 million comes from chicken meat production. Agriculture pays a net value of \$24 million in taxes, \$2 million of which is estimated to be from chicken meat production. Data was not available for duck or turkey production in Honduras (Table 11).

ECONOMIC EFFECTS - HONDURAS (\$1,000 USD)				
	Direct	Indirect	Total	Taxes paid*
All agriculture	\$3'064'705	\$1'462'439	\$4'527'144	\$23'678
Livestock	\$870'318	\$689'752	\$1'560'070	\$6'724
Poultry	\$303'595	\$353'408	\$657'003	\$2'346
Chicken	\$303'595	\$353'408	\$657'003	\$2'346
Duck	-	-	-	-
Turkey	-	-	-	-

Source: FAOSTAT, Central Bank of Honduras. *taxes is equal to taxes on production net of subsidies

Table 11. Economic effects - Honduras

4.2.5.3 Labor

The labor force total in Honduras was reported at 4.1 million in 2020, according to the World Bank.

Based on data from the International Labour Organization (ILO), an estimated 1.0 million people comprised the total agricultural labor sector. Of that total, 109,665 were employed in the poultry industry (see Table 12).

AGRICULTURAL LABOR FORCE CHARACTERISTICS - HONDURAS			
	Total	Female	Male
Total Country Labor	4'089'919	1'436'033	2'653'886
Non-Agricultural Labor	3'045'615	1'301'947	1'743'667
Agricultural Labor	1'044'304	134'086	910'219
Total Non-Poultry Agricultural Labor	934'639		
Total Poultry Labor	109'665		
Chicken Labor	109'665		
Turkey Labor			
Other Poultry Labor			
		Wages (\$1,000 USD)	
Total Meat Processing Labor	-		
Livestock Processing Labor	-		
Poultry Processing Labor	-		

Source: ILO 2020, World Bank 2020, UNIDO Database, INDSTAT 4 2021, ISIC Revision 3

Table 12. Agricultural labor force characteristics - Honduras

4.2.5.4 Trade

El Salvador was the largest market for Honduras' poultry exports in 2019. Honduras exported more than \$1.7 million in poultry products to El Salvador. The second largest market for Honduran poultry exports was Guatemala which imported \$69,000 in poultry exports. The USA also ranked in the top 3 destinations for poultry exports from Honduras in 2019 with \$60,000 of Honduran poultry exports. Neighboring country, Costa Rica was the fourth largest market for poultry exports from Honduras (see Figure 56 and Figure 57).

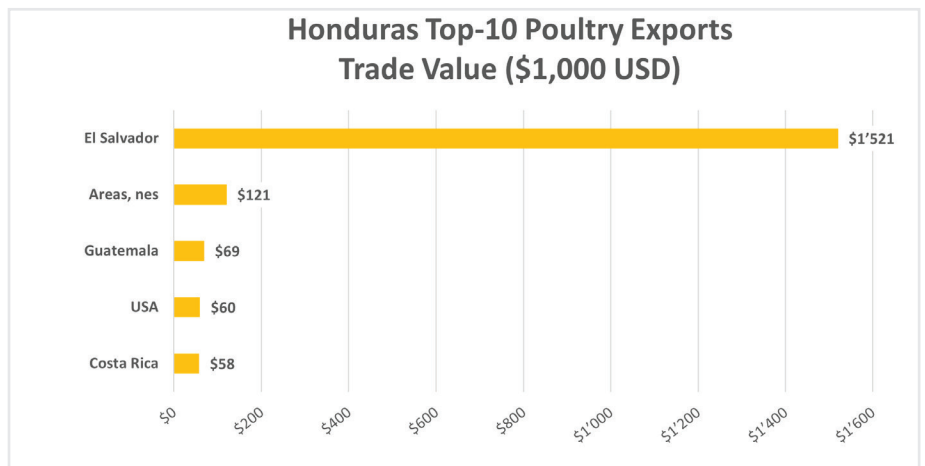


Figure 56. Honduras top 10 poultry exports, trade value

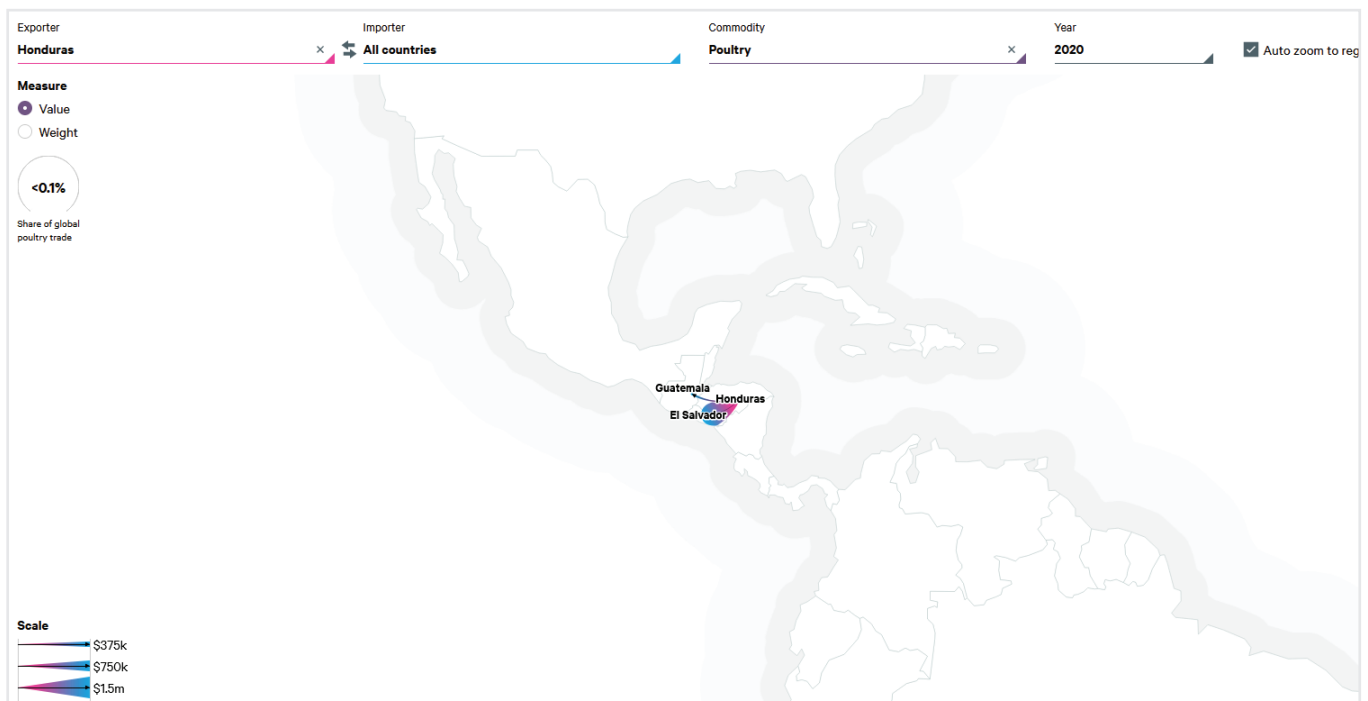


Figure 57. Honduras poultry export flows

The USA was the largest supplier of poultry products to Honduras with nearly \$29.5 million in 2019. Honduras' imports from Guatemala were the second largest in value (\$3.9 million). Poultry imports from Costa Rica totaled \$2.0 million (Figure 58 & Figure 59).

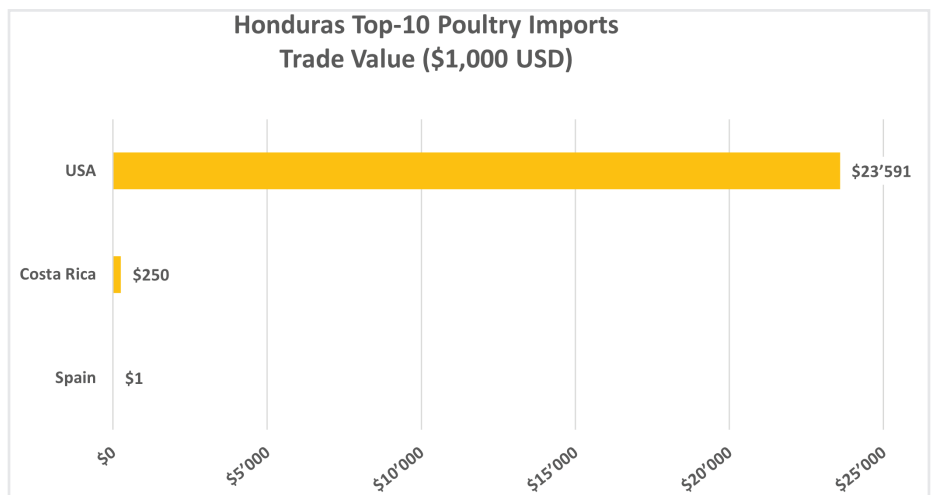


Figure 58. Honduras top 10 poultry imports, trade value

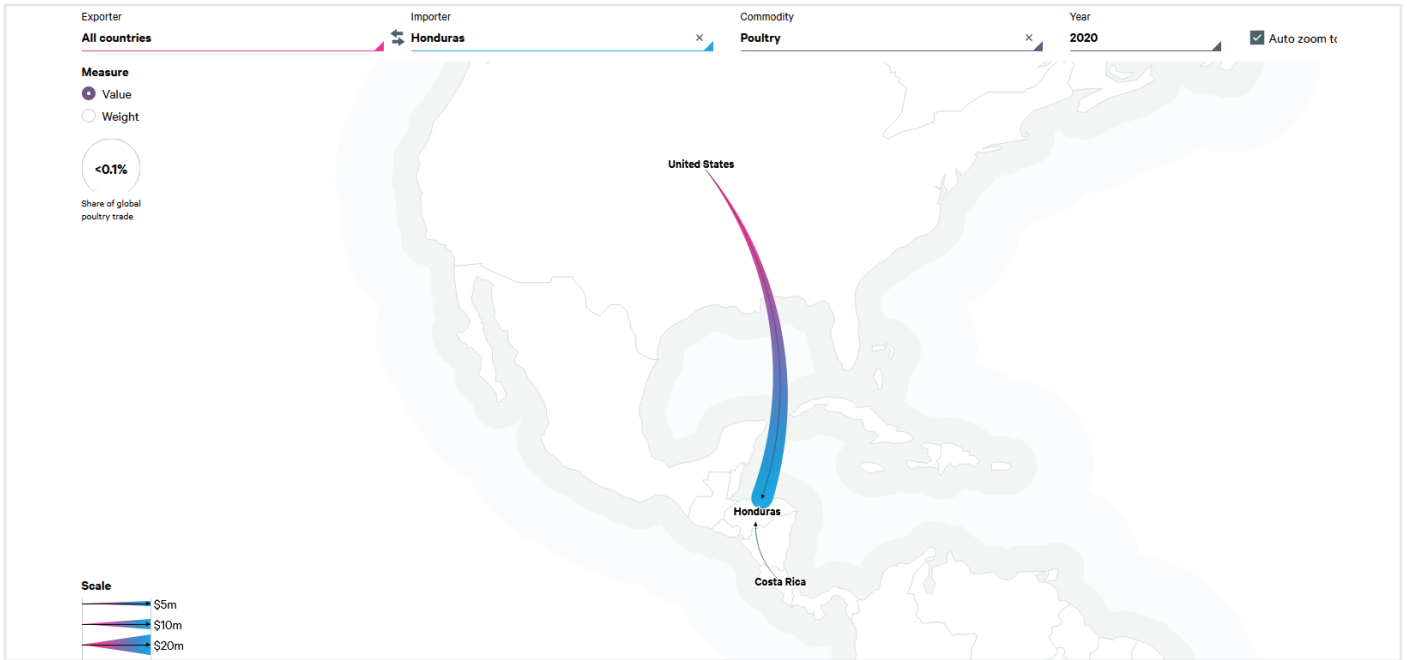


Figure 59. Honduras poultry import flows