

## 4.5.5 Nigeria

### 4.5.5.1 Demographics

The total number of poultry farms in Nigeria was estimated at 6,617,000. Nearly all poultry farms were household or micro-producer chicken farms, totaling to 6,600,000 (see Figure 193). These household or micro-producer farms had an average 12 head. About 0.3% or 17,000 farms were commercial chicken farms. The average number of chickens per commercial farm was 5,184 head.

Nigeria's poultry production and consumption have decreased in comparison to 2010 volumes. Poultry production was 244,990 metric tons in 2010 and peaked at 260,130 metric tons in 2018 (Figure 194). In 2021, poultry production was 233,000 metric tons. Nigeria's poultry consumption increased between 2013 and 2018 but has fallen since. In 2021, consumption was 238,943 metric tons.

Chickens accounted for 100% of Nigeria's poultry stocks, slaughter, and production in 2020 (Table 58). Approximately, 166.1 million head of chickens comprised Nigeria's poultry stocks. Chicken production totaled an estimated 238,000 metric tons. An estimated 238.3 million head of chickens were slaughtered in 2020. Since 2010, chicken stocks in Nigeria decreased 14%, chicken slaughter declined 3%, and chicken production declined 3%.

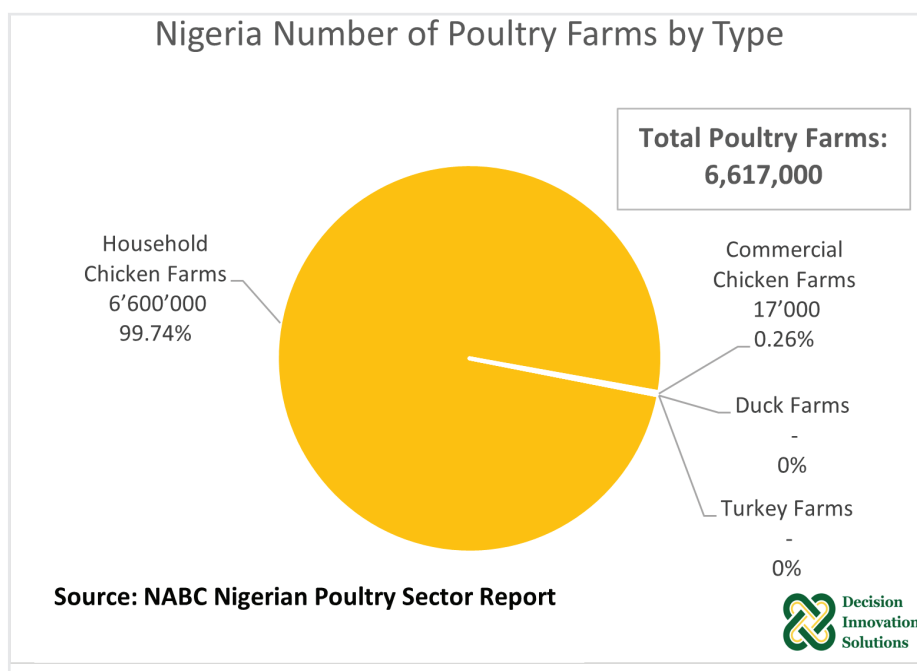


Figure 193. Nigeria number of poultry farms by type

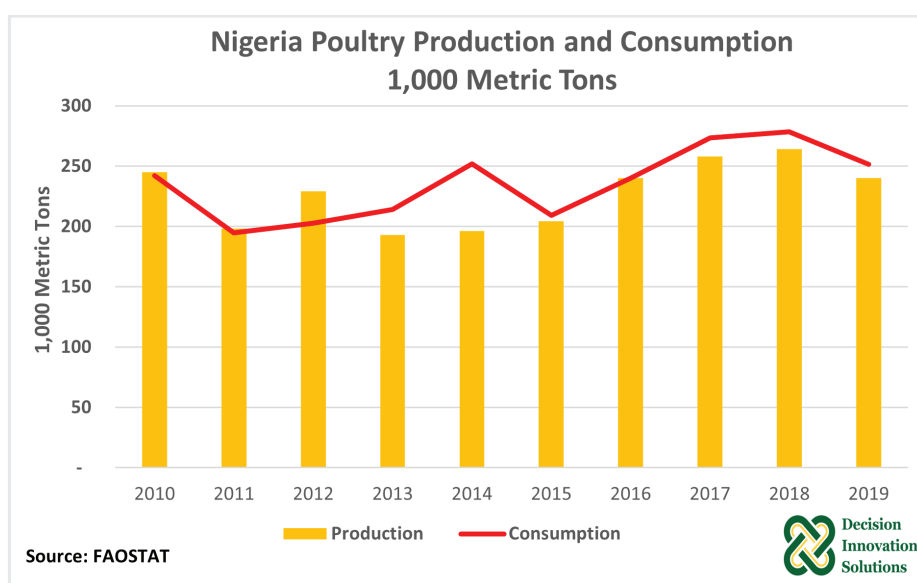


Figure 194. Nigeria poultry production & consumption

NIGERIA POULTRY STOCKS, SLAUGHTER, AND PRODUCTION				
1,000 head	Chickens	Ducks	Turkeys	Total
Stocks	166'125			166'125
Producing Animals/Slaughtered	238'250			238'250
Production (1,000 MT)	238			238

Sources: FAO, 2020

Table 58. Nigeria poultry stocks, slaughter & production

#### 4.5.5.2 GDP and Value of Production

The value of GDP in Nigeria was estimated at \$432.3 billion in 2020. Approximately 94% or \$406.8 billion was derived from non-agricultural production sectors. Crop production represented 5.4% or \$23.5 billion of the total GDP. Red meat production was valued at \$1.8 billion. Contributions from the poultry production sector were derived from chicken production. Approximately, 0.07% or \$293.4 million was derived from chicken production (Figure 195).

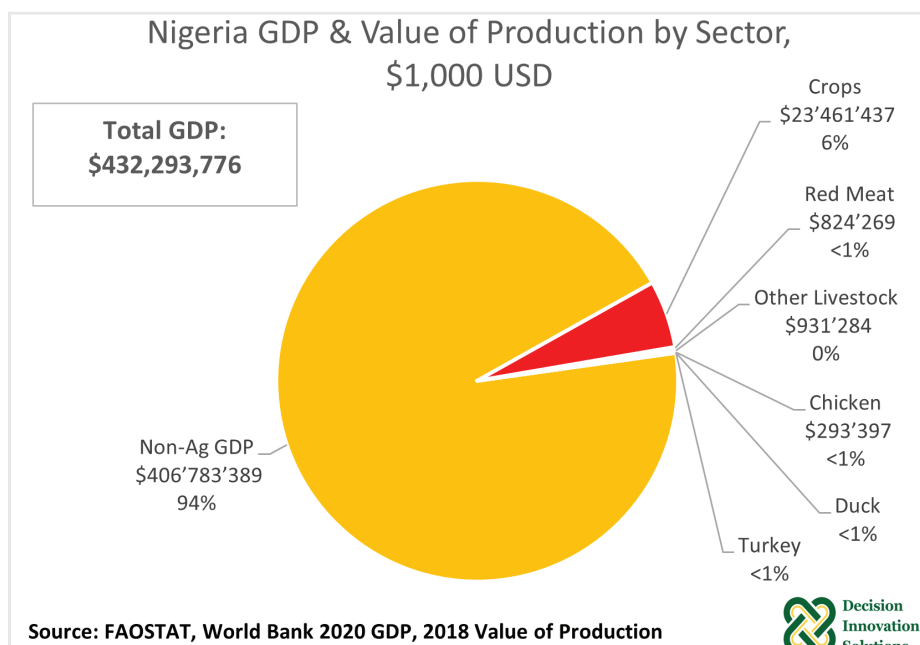


Figure 195. Nigeria GDP & value of production by sector

#### 4.5.5.3 Labor

An estimated 62.3 million people worked in Nigeria's labor force in 2020. Approximately 56% or 34.7 million were male, and 44% or 27.5 million were female. More than 41.5 million people worked in non-agricultural sectors. Agricultural labor accounted for 33% of the total labor with 20.8 million workers. An estimated 233,897 people worked in poultry production (Table 59).

AGRICULTURAL LABOR FORCE CHARACTERISTICS - NIGERIA			
	Total	Female	Male
Total Country Labor	62'259'271	27'532'192	34'727'079
Non-Agricultural Labor	41'477'969	20'478'598	20'999'371
Agricultural Labor	20'781'302	7'053'594	13'727'708
Total Non-Poultry Agricultural Labor	20'547'405		
Total Poultry Labor	233'897		
Chicken Labor	233'897		
Turkey Labor	-		
Other Poultry Labor	-		
Wages (\$1,000 USD)			
Total Meat Processing Labor	-	-	
Livestock Processing Labor	-	-	
Poultry Processing Labor	-	-	

Source: ILO 2020, World Bank 2020, UNIDO Database, INDSTAT 4 2021, ISIC Revision 3

Table 59. Agricultural labor force characteristics - Nigeria

#### 4.5.5.4 Cost of Production

Most of the costs of broiler production in Nigeria was related to feed cost at 65% in 2020. Day-old chick cost had a share of 20% of total cost of poultry production, while the remainder was due to other costs (see Figure 196).

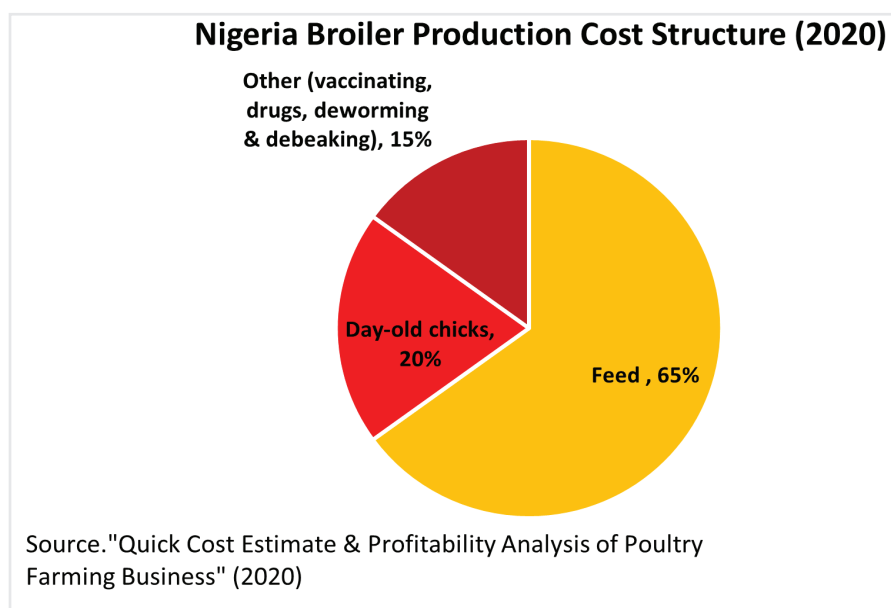


Figure 196. Nigeria broiler production cost structure

4.5.5.5 Trade

India was the largest market for Nigeria’s poultry exports in 2020. Nigeria exported \$389,997 in poultry meat to India. The second and third largest markets for Nigeria’s poultry exports were Japan, and Turkey, which imported \$188,513 and \$172,138 in poultry meat, respectively. Trade flows illustrated from the Resource Trade database reflect Ireland, Norway, and the United Arab Emirates were also destinations from Nigeria’s poultry meat exports in 2020. Nigeria’s poultry exports to Ireland, Norway, and the United Arab Emirates totaled less than \$1,000 in 2020 (see Figure 197 and Figure 198 ).

Nigeria Top-10 Poultry Exports  
Trade Value (\$1,000 USD)

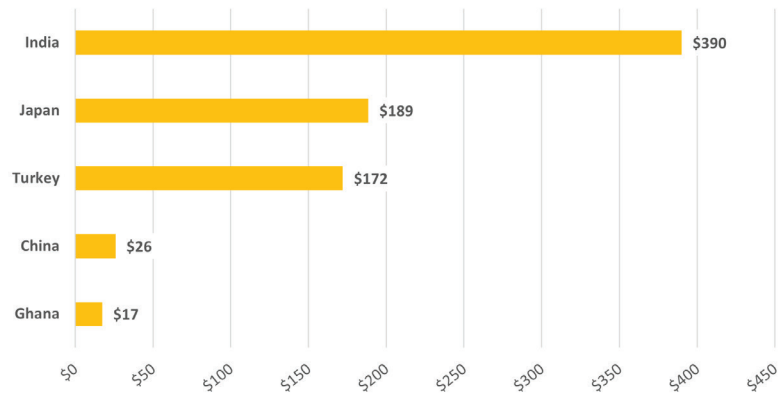


Figure 197. Nigeria top 10 poultry exports, trade value



Figure 198. Nigeria poultry export flows

In 2020, Nigeria’s top five suppliers of poultry meat were Italy, South Africa, the USA, Germany, and the Netherlands. The total value of poultry meat exported by these five countries to Nigeria was estimated at \$323,000 (see Figure 199 and Figure 200). According to the USDA FAS, poultry meat imports are one of many agricultural commodities which are generally prevented from entry into the domestic market due to restrictive trade measures<sup>12</sup>.

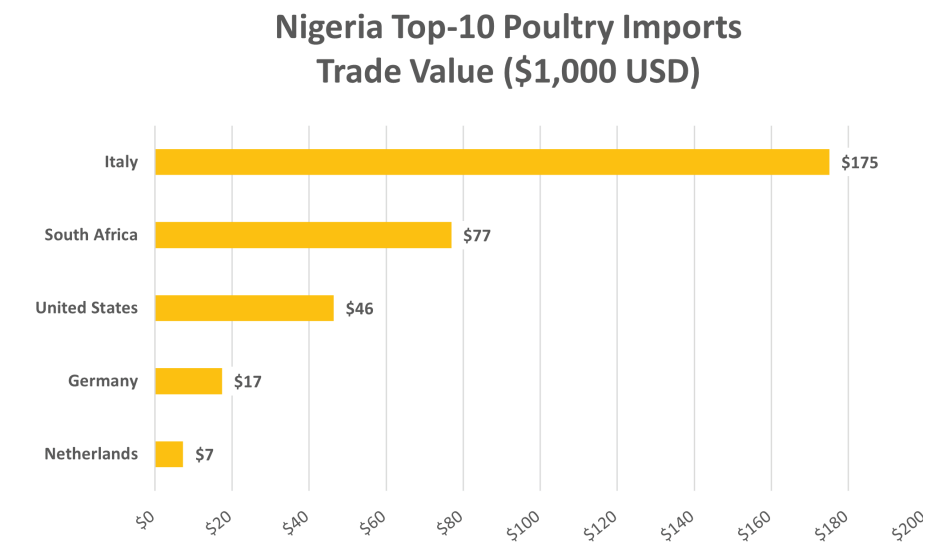


Figure 199. Nigeria top 10 poultry imports, trade value

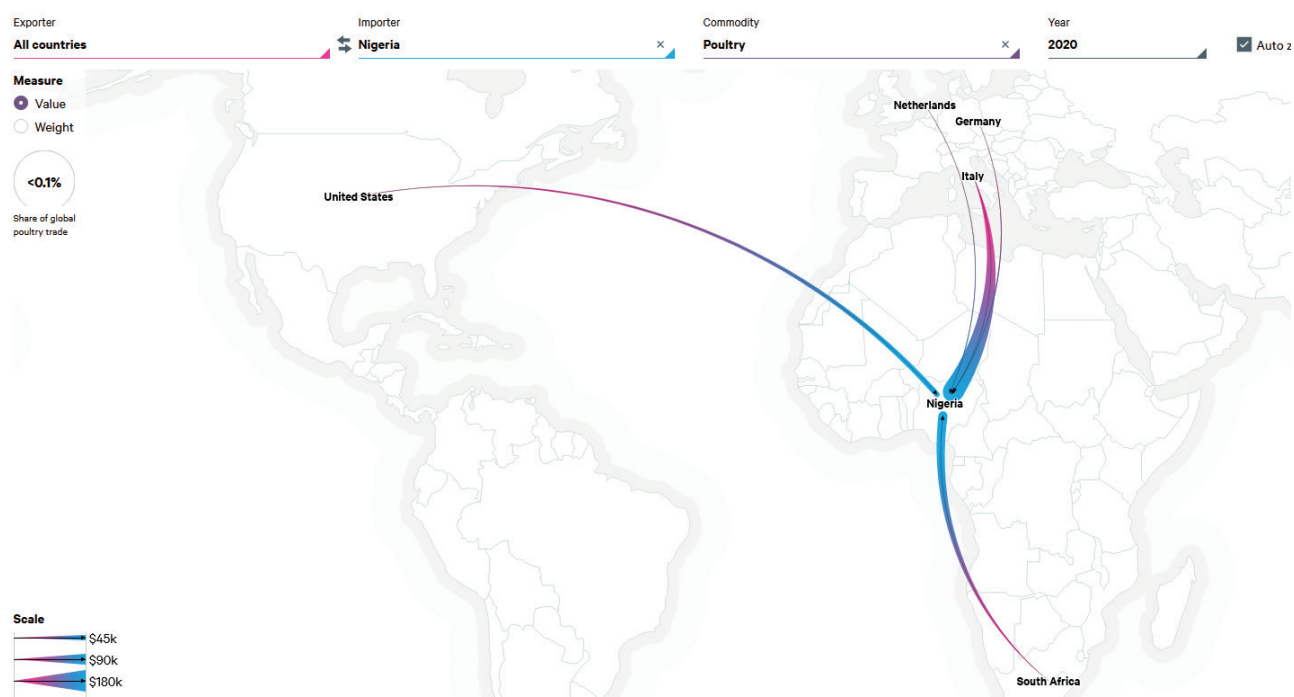


Figure 200. Nigeria poultry import flows

12 USDA FAS. Food Service- Hotel Restaurant Institutional Report- Nigeria. January 28, 2022